




# Missing Letters


Fill the missing letters to complete the word.  
Write the word below



\_\_ \_\_ ilt

\_\_ \_\_ il

\_\_ \_\_ een



\_\_ \_\_ ack

\_\_ \_\_ ail

\_\_ \_\_ ilt



\_\_ \_\_ ail

\_\_ \_\_ een

\_\_ \_\_ il



# Missing Letters

Fill the missing letters to complete the word.

Write the word below

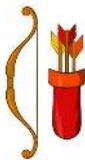


s \_ \_ ash

\_ \_ est

e \_ \_ al

s _ _ ash	_ _ est	e _ _ al

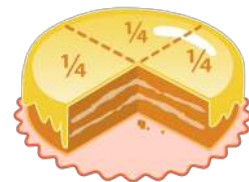


\_ \_ iver

\_ \_ ince

\_ \_ artz

_ _ iver	_ _ ince	_ _ artz



s \_ \_ irt

\_ \_ iz

\_ \_ arter

s _ _ irt	_ _ iz	_ _ arter



# Missing Letters

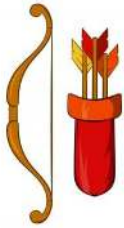
Fill the missing QU sound to complete the word.



□ □ a r t z



□ □ a d



□ □ i v e r



□ □ e s t



s □ □ a s h



□ □ e s t i o n



# QU Word Family



Read each word aloud and draw a line to match the picture

queen

quill

quail

quack



Read and trace the word. next, write on the word right

**quack**

quack

\_\_\_\_\_

**quail**

quail

\_\_\_\_\_

**quill**

quill

\_\_\_\_\_

**queen**

queen

\_\_\_\_\_



# Missing Letters

Write the missing letter using the pictures as clues



\_\_ \_\_ een



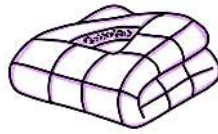
q \_\_ i \_\_ l



q \_\_ \_\_ n \_\_ e



qu \_\_ \_\_ k



q \_\_ i \_\_ t



q \_\_ ive \_\_




sq \_\_ a \_\_ h



q \_\_ \_\_ st



\_\_ \_\_ ail



e \_\_ \_\_ al



\_\_ u \_\_ d

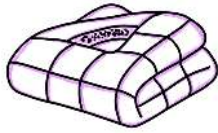


\_\_ \_\_ ar \_\_ z

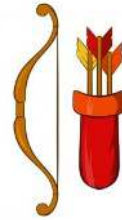


# Missing Letters

Fill the missing letters to complete the word.



\_\_ \_\_ ilt



\_\_ \_\_ iver



q \_\_ \_\_ ll



qu \_\_ \_\_ l



\_\_ \_\_ e \_\_ n



\_\_ \_\_ iz



q \_\_ in \_\_ e



s \_\_ \_\_ a \_\_ h



\_\_ u \_\_ ck



q \_\_ \_\_ s \_\_




# Missing Letters

Fill the missing letters to complete the word.



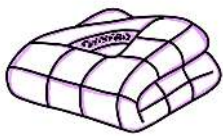
□ u □ l



□ □ a c k



q □ i □ c e



q □ i l □



q □ e □ n



q u □ i □